

"DC Sail Thursday Night Series"  
Series 1: June 10-July 8, Series 2: July 15-Aug. 12, Series 3: Aug. 19-Sept. 16  
"National Maritime Heritage Foundation"  
"DC Southwest Waterfront, Gangplank Marina"

## SAILING INSTRUCTIONS

### 1 RULES

- 1.1 All series will be governed by the rules as defined in *The Racing Rules of Sailing for 2009-2012*.

### 2 NOTICES TO COMPETITORS

Notices to competitors will be posted on the official DC Sail website. However, all notices after 12 Noon on race day shall be posted on the front window of the house boat of DC Sail, and moved to the website within 24 hours.

### 3 CHANGES TO SAILING INSTRUCTIONS

Any change to the sailing instructions will be posted before 6:00pm on the day it will take effect, except that any change to the schedule of races will be posted by 12:30pm on the day it will take effect on the DC Sail website.

### 4 SIGNALS MADE ASHORE

- 4.1 Signals made ashore will be displayed at the House Boat.
- 4.2 When flag AP (red/white diagonal stripes) is displayed, a postponement in the start time of the race is being made. If flown on the water, the starting sequence will begin one minute after the flag is lowered. If it is flown ashore from the House Boat, do not leave the dock. If signalled ashore, races will begin no sooner than 10 minutes after the signal is dropped. The Race Committee may use its discretion on when to begin races on the water, based upon water and weather conditions.

### 5 SCHEDULE OF RACES

- 5.1 The scheduled time of the warning signal for the first race each day is 6:00pm for the Flying Scot. The warning signal for the Flying Junior class will be made approximately 1 minute after the Flying Scot class start. The Race Committee may combine the class starts or add classes as determined by participation.
- 5.2 Race #2 will follow ASAP.
- 5.3 Race #3 will follow #2 ASAP.
- 5.4 No warning signal will be made after 8:15pm.

### 6 CLASS FLAGS

Class flags will be:

<u>Class</u>	<u>Flag</u>
Flying Scot/Laser	FS Flag

Flying Junior	CFJ Flag
Laser	Laser Flag

## 7 RACING AREAS

Racing will be held outside of the Gangplank Marina entrance in the Washington Channel.

## 8 THE COURSES

- 8.1 The diagrams in Attachment A show the courses, including the approximate angles between legs, the order in which marks are to be passed, and the side on which each mark is to be left.
- 8.2 The race committee signal boat will display the course number and letter on a white board located at the stern of the committee boat. Courses may be different for each fleet.

## 9 MARKS

- 9.1 Marks 1, 2, 3 and 4 will be orange or yellow inflatable buoys.
- 9.2 The starting and finishing mark will be a red inflatable buoy.

## 10 THE START

- 10.1 Races will use the Sound-Signal Starting System, *Appendix S, The Racing Rules of Sailing*:

<b>Signal</b>	<b>Sound</b>	<b>Time before start</b>	
Warning	3 long	3 minutes	<i>Class Flag Raised</i>
Preparatory	2 long	2 minutes	
	1 long, 3 short	1 minute, 30 seconds	
	1 long	1 minute	
	3 short	30 seconds	
	2 short	20 seconds	
	1 short	10 seconds	
	1 short	5 seconds	
	1 short	4 seconds	
	1 short	3 seconds	
	1 short	1 seconds	
	1 short	1 second	
Starting	1 long	0 seconds	<i>Class Flag Lowered</i>

- 10.2 The starting line will be between the orange flag on the committee boat and a Red or Orange buoy on the port end.
- 10.3 Boats whose warning signal has not been made shall avoid the starting area during the starting sequence for other races.
- 10.4 A boat starting later than 3 minutes after her starting signal will be scored Did Not Start (DNS). This changes RRS rules A4 and A5.

## **11 THE FINISH**

The finishing line will be between the orange flag on the committee boat and a red buoy on the port end.

## **12 PROTESTS AND REQUESTS FOR REDRESS**

- 12.1 On days when the Sailing Director is present, on the water judging will take place. If you are signalled by the Director (judge) that you have committed a foul, you must complete your penalty turn at the first reasonable opportunity.
- 12.2 To be exonerated from a foul, a boat must complete a One-Turn penalty, per rule 44.2. This changes rule 44.1. While a boat is executing its penalty turn, she has no right of way until the full 360 degree turn is completed.
- 12.3 Protest forms are available at the boathouse. Protests and requests for redress or reopening shall be delivered there within the appropriate time limit. Request for redress will not be granted in the cases of preventable equipment failure.
- 12.4 For each class, the protest time limit is 30 minutes after the last boat has finished the last race of the day.
- 12.5 Notices will be posted no later than 10 minutes after the protest time limit to inform competitors of hearings in which they are parties or named as witnesses. Hearings will be held in the house boat as soon as possible
- 12.6 Competitors may protest other competitors in other fleets if directly involved in an incident in a boat from another fleet.

## **13 SCORING**

- 13.1 The Low Point System of Appendix A will apply.
- 13.2 Racing rule Appendix A4.2 will be changed as follows: A boat that did not finish shall be scored points for the finishing place one more than the number of boats finished.
- 13.3 Rule A4.1 is amended. Race Committee Points: Each helm and crew that performs the duty as RC will receive points equal an average of points obtained of their races within the particular series in which they are serving as race committee.
- 13.4 To score for the DC Sail Club Champion (all mini series combined)
  - (a) Rule A9 applies and modifies rule A4.2
  - (b) The Low-Point Percentage Scoring System will be used.
  - (c) The series will consist of the following races: Mini Series I, II and III. To qualify for inclusion in the final series results, a boat shall compete in at least 60 percent of the races completed and must compete in at least one race in each mini series.

## **14 SAFETY REGULATIONS**

- 14.1 All competitors must check in for racing each day between 5:00pm and 6:30pm with the DC Sail staff member who will be on the House Boat. The staff member will assign each competitor their boat for the day.
- 14.2 All competitors must wear PFD's at all times while on the water. The Y flag is in effect at all times.
- 14.3 A boat that retires from a race shall notify the race committee as soon as possible.
- 14.4 Any boat that is involved in a collision that results in boat damage may be immediately disqualified by the Race Committee for gross misconduct.

## **15 REPLACEMENT OF CREW OR EQUIPMENT**

- 15.1 Substitution of competitors will be allowed without prior written approval of the race committee, if the substitution meets all eligibility requirements.

## **16 TRASH DISPOSAL**

Boats shall not put trash in the water. Trash may be placed aboard support and race committee boats.

## **17 RADIO COMMUNICATION**

Except in an emergency, a boat shall neither make radio transmissions while racing nor receive radio communications not available to all boats. This restriction also applies to mobile telephones.

## **18 PRIZES**

Prizes will be given as follows:

Prizes to the First, Second, and Third Place finishers in each class with 9 or more participants.

Prizes to the First and Second Place finishers in each class that has 5 to 8 participants.

Prize to the First place finisher in classes with 3 to 4 participants.

## **19 DISCLAIMER OF LIABILITY**

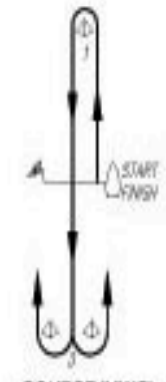
Competitors participate in the regatta entirely at their own risk. See rule 4, Decision to Race. The organizing authority will not accept any liability for material damage or personal injury or death sustained in conjunction with or prior to, during, or after the regatta.

## Attachment A – Race Courses

Courses will be displayed by letter on a white board on the stern of the committee boat. A number preceding the letter will indicate the number of laps. The start/finish line is unrestricted and may be passed through anytime during a race. All marks are to be left to port except with course WG, where there will be two “mark 3” buoys in the water which make a gate. You must pass through this gate and round either buoy from the inside of the course toward the outside of the course as per the diagram.

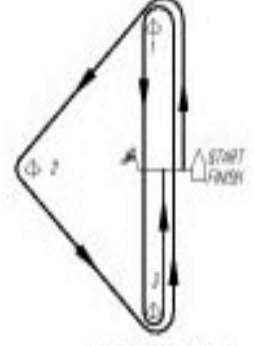
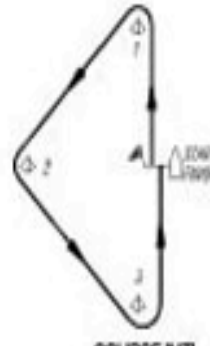
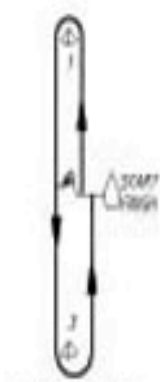
### Course WG

Start-1-3s or 3p-Finish



### Course T

Start – 1 – 2 - 3 – Finish



### Course W

Start -1-3-Finish

### Course O

Start-1-2-3-1-3-Finish